

Range of Decors


This is a selection of our standard offering for work surfaces, a large variety of Max Resistance² décors are available with longer lead times.

Swatches are a digital representation of the color. Please view an actual sample prior to making your final selection. For more information about Fundermax Products, visit www.fundermax.us.


Phenolic resin from other manufacturers are also available.

Max Resistance²

Max Resistance² combines the very best intrinsic qualities: extreme resistance to the most aggressive chemicals, inherent strength, long lasting durability, and an easy-to-clean surface. With the unique RE surface technology, Max Resistance² is the superior work surface choice for the most extreme laboratory conditions. Max Resistance² not only meets the standards set by SEFA 3, it surpasses them. Available with color through core or deep black core.



Color Through Core
Panels with a color through core



Color Through Core White (CTC)
0085




Color Through Core Charcoal (CTC)
0077



Color Through Core Volcano Grey (CTC)
2181



Color Through Core Pastel Grey (CTC)
0074



Black Core
Panels have a deep black core



Volcano Grey
2181



Dark Grey
0075




Pastel Gray
0074



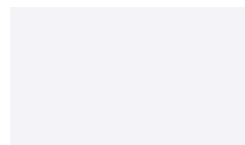
Charcoal
0077



Deep Black
0082



White
0085



Arctic White
0606